

11th Lean | Six Sigma Conference in numbers

Numbers / data / facts



378

Participants who attended the conference in 2015



17

Speakers from 15 different companies presenting case studies and sharing experience

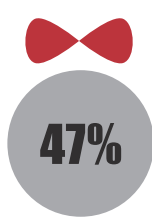


285

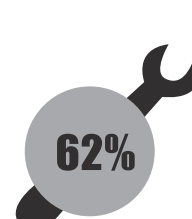
Healthy apples eaten during the conference!
(More or less, because we may have had one or two the day before).



Gentlemen accounted for 53 percent of all attendees, ladies for 47.



Majority of participants represented manufacturing sector. 38 percent were from services sector.*



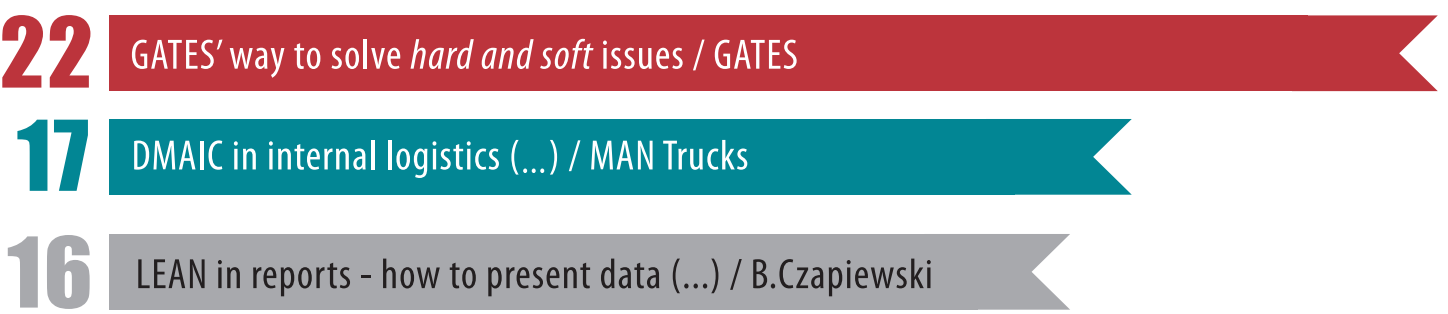
Overall rating

We asked the participants to rate our conference on the scale from 1 to 5, where 4 stands for very good, 5 - excellent.



Most interesting presentations

22 votes given on the GATE's presentation have placed it on the first place in the ranking.



What you liked most?

Most frequently given answers (to the questions: what do you like about ABK conference / what makes it different from others?)



See you next year!

Among all of those who submitted the survey, over 80 percent declared their willingness to participate in the next edition. Only 17 percent had not made the decision yet. Nobody gave a negative answer.

We hope to see you all next year!



Date presented above come from enquiry forms collected during the conference.

*These figures concern only those registered as a company, not individuals.